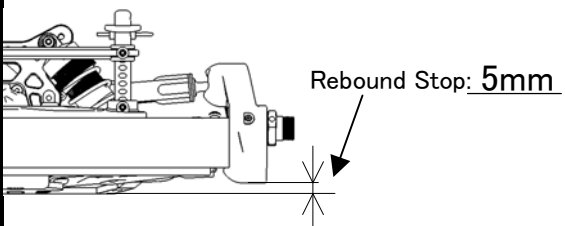


Name: E2017
 Date: _____
 Track: _____

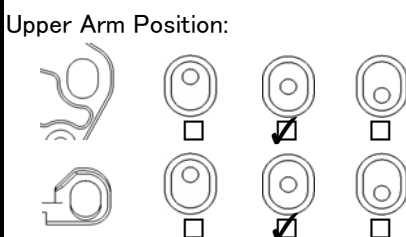
Track Conditions
 Size: Open Med. Tight
 Traction: High Med. Low
 Surface: Smooth Med. Bumpy

Result
 Race Time / Lap: _____
 Best Lap (1Lap): _____

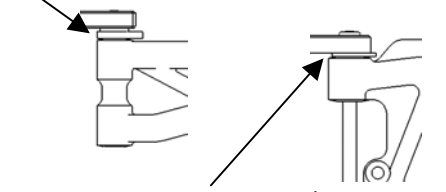
Front Suspension



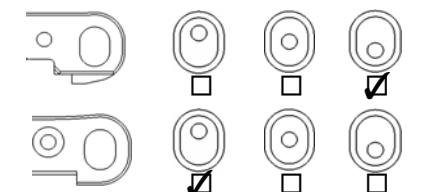
Upright: E2129
 E2105-B
 Tension Rod: E2107A(Long)
 E2107B(Short)



Ride Height: 9mm
 Toe Angle: OUT
 Kingpin Ball Spacer(Upper): 2.5mm
 (Lower): 0
 Wheel Hub: E0239 (0)
 Anti Roll Bar: E2136 (φ 2.7)
 Upper Arm Spacer: 0

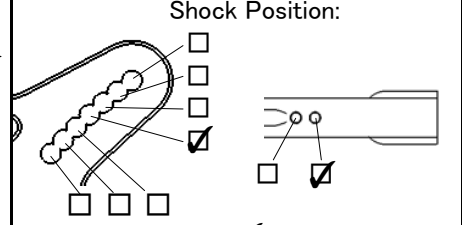


Lower Arm Spacer: 1mm
 Lower Arm Position (Kick Up):



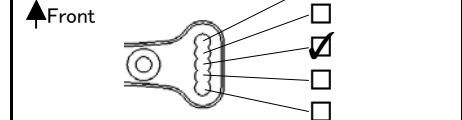
Front Shocks

Piston: E2534
 Oil: #600
 Spring: Silve

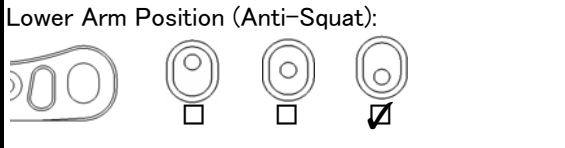
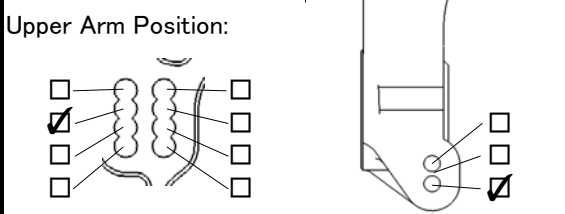
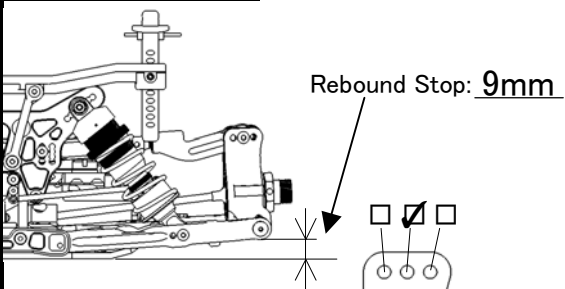


Pivot Ball Position: Front Rear
 Damper Stay: E2537(Aluminum)
 E2542(CFRP)

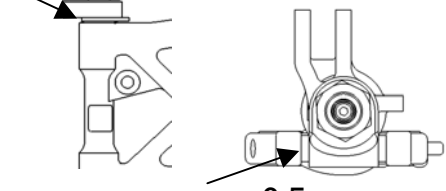
Steering Ackerman



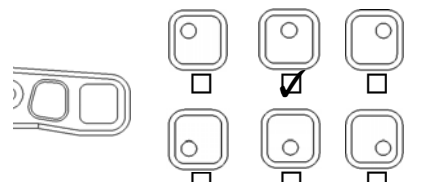
Rear Suspension



Ride Height: 10mm
 Camber Angle: -1.5°
 Wheel Hub: E0239 (0)
 Anti Roll Bar: E0176 (φ 2.6)
 Lower Arm Spacer: 0

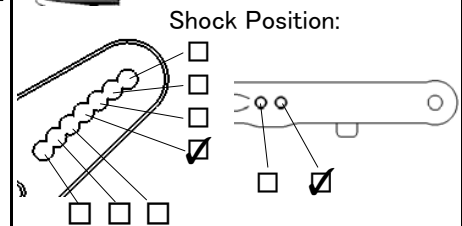


Upright Spacer: 2.5mm
 Upright: E2131(Plastic)
 E2134(Aluminum)
 Lower Arm Position (Toe Angle):



Rear Shocks

Piston: E2534
 Oil: #600
 Spring: Silve



Pivot Ball Position: Front Rear
 Damper Stay: E2538(Aluminum)
 E2543(CFRP)

Diff. Oil

Front: #300,000
 Rear: #50,000

Engine

Type: _____ Plug: _____
 Gasket: _____ Reducer: _____
 Muffler: _____ Fuel: _____
 Engine Mount: E0701(Standard) E2701(One Piece)

Clutch

Clutch Shoes: E0710
 Clutch Spring: C0753
 (φ 1.1)

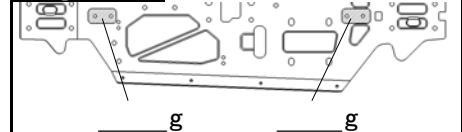
Gear Ratio

1st. 15T 16T 17T 18T
 48T 49T 50T
 2nd. 19T 20T 21T
 45T 46T 47T

Tires

	Front	Rear
Type:	_____	_____
Inserts:	_____	_____
Wheel:	_____	_____

Weight



Body/Wing

Body: _____
 Wing: _____

Comments

.....

