

**Name:** Shin Adachi  
**Date:** July, 14, 2019  
**Track:** Indonesia challenge

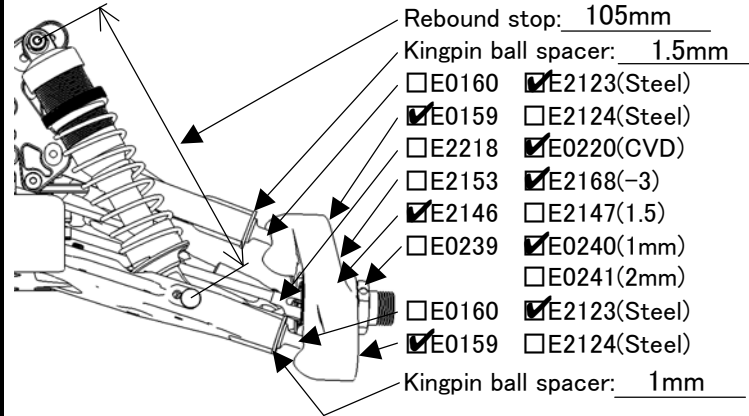
## Track conditions

Size: ☒Open ☒Med. ☐Tight  
Traction: ☒High ☒Med. ☐Low  
Surface: ☒Smooth ☐Med. ☐Bumpy

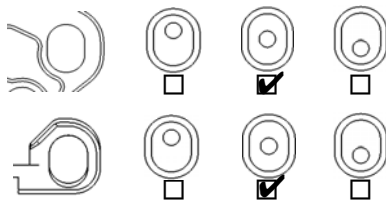
## Result

Race time / Lap: \_\_\_\_\_  
Best lap (1Lap): \_\_\_\_\_

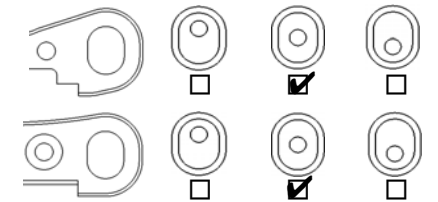
## Front suspension



Upper arm position:



Lower arm position (Kick up):



Ride height: 24mm

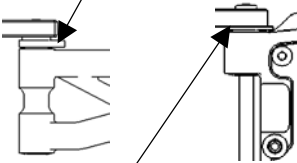
Toe angle: -2

Lower arm plate:

☐E2144A,B  
☐E2154(CFRP 1mm)  
☒E2155(CFRP 1.2mm)

Anti roll bar:  $\phi$  2.5

Upper arm spacer: 2



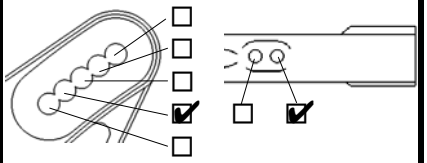
Lower arm spacer: 1mm

## Front shocks

Piston: 1.2x8 Oil: #550

Spring: 9.0

Shock position:

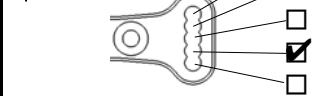


Pivot ball position: ☒Front ☐Rear

Damper stay: ☐E2562(Aluminum)  
☒E2565(CFRP)

## Steering ackerman

Front



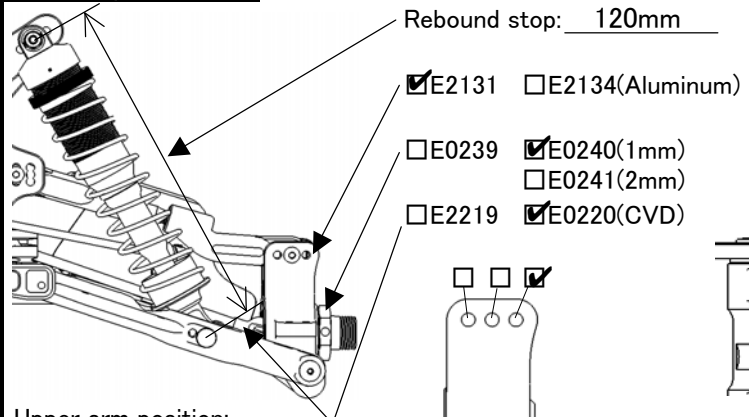
## Front upper plate

☒E2148D ☐E2158(CFRP)

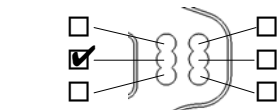
## Servo saver arm

☐E2301A ☒E2310(Aluminum)

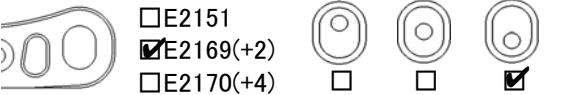
## Rear suspension



Upper arm position:



Lower arm position:



Ride height: 28mm

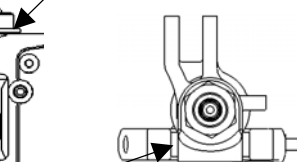
Camber angle: -3

Lower arm plate:

☐E2145A,B  
☐E2156(CFRP 1mm)  
☒E2157(CFRP 1.2mm)

Anti roll bar:  $\phi$  2.8

Lower arm spacer: 1mm



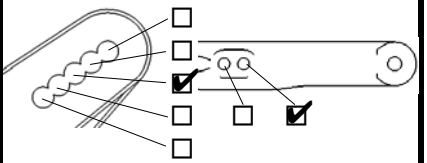
Upright spacer: 2mm

## Rear shocks

Piston: 1.3x8 Oil: #600

Spring: 10.5

Shock position:



Pivot ball position: ☒Front ☐Rear

Damper stay: ☐E2563(Aluminum)  
☒E2566(CFRP)

## Center shaft

☐E2228,E2229

☐E0223,E0259(CVD) ☒E2261,E2262

## Tension rod

Front: ☐E2107A(Long) ☒E2107B(Short)

Rear: ☒E2148C ☐E0803(Rubber)

## Weight



## Engine

Type: O.S. B2103 Plug: P3 Reducer: 5.8  
Muffler: 2090 Fuel: VP Gasket: +0.1  
Engine mount: ☐E0701(Standard) ☒E2713(One piece)

## Tires

**Front**  
Type: Sweep (Hand out)  
Compound: Medium  
Inserts: Sweep (Hand out)  
Wheel: Sweep (Hand out)

## Rear

Sweep (Hand out)  
Medium  
Sweep (Hand out)  
Sweep (Hand out)

## Body/Wing

Body: S15 LW  
Wing: HB  
Wing stay: ☐E2422A ☒E2428A(+15)  
Wing position: ☐Front ☒

## Comments

1xcarbon clutch shoe, 2xC0754 aluminum clutch shoe 1x1.05 spring

## Diff. gear

Oil  
Front: ☐44/13T ☒42/12T #10,000  
Rear: ☐44/13T ☒42/12T #5,000  
Center: ☐44T ☐45T ☒46T #10,000  
☐47T ☐48T

## Clutch

Clutch bell: ☒13T ☐14T  

	$\phi$ 0.9	$\phi$ 0.95	$\phi$ 1.0	$\phi$ 1.05	$\phi$ 1.1
A	<input type="checkbox"/> C0754 <input type="checkbox"/> E0704 <input type="checkbox"/> E0710			<input checked="" type="checkbox"/>	
B	<input checked="" type="checkbox"/> C0754 <input type="checkbox"/> E0704 <input type="checkbox"/> E0710			<input checked="" type="checkbox"/>	
C	<input checked="" type="checkbox"/> C0754 <input type="checkbox"/> E0704 <input type="checkbox"/> E0710				<input checked="" type="checkbox"/>